



ELECTROWINNING CELL ACCESSORIES

RECTIFIERS

(DC POWER SUPPLY FOR ELECTROWINNING PROCESS)

DESIGN FEATURES:

- Various AC input voltages/frequencies
- NEMA 1 or NEMA 3 enclosures.
- SCR or Manual Powerstats.



CATHODE WASHBOX W/PRESSURE WASHER

DESIGN FEATURES:

(A FAST AND EFFICIENT WAY TO RECOVER GOLD SLUDGE FROM LOADED CATHODES!!)

- Sizes to fit individual cathodes
- Hanger for use with overhead crane
- Enclosed area keeps gold in box-not on floor
- 1500 PSI pressure washer
- 120V, 60Hz or 220V, 50Hz motor
- Adjustable spray wand
- Hooks up to common garden hose


DENVER
MINERAL ENGINEERS, INC.
10,001 S. Highway 121, RR#9
Littleton, CO 80125

Telephone: (303) 932-6280

Fax: (303) 932-6205

E-Mail: sales@denvermineral.com

Web Page: <http://www.denvermineral.com>



EXHAUST FAN WITH MOTOR

(FOR EFFICIENT VENTILATION OF CELLS)

FEATURES:

- 700 CFM blower
- 120V,60 Hz or 220V, 50Hz motor
- Mounts directly to EWcells



FUME BLOWER

(FOR EFFICIENT VENTILATION OF CELLS)

FEATURES:

- 700 CFM blower
- 120V,60 Hz or 220V, 50Hz motor
- Mounts directly to EWcells

